

PDF File Writer Example

Table of Contents

[Page 1 Lines Rectangles Bezier](#)

[Page 2 Bezier and Image](#)

[Page 3 Bezier and Line Caps](#)

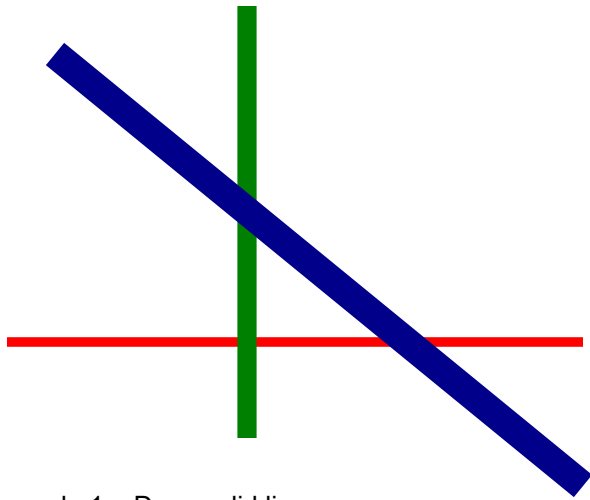
[Page 4 Shading and Patterns](#)

[Page 5 Text and TextBox](#)

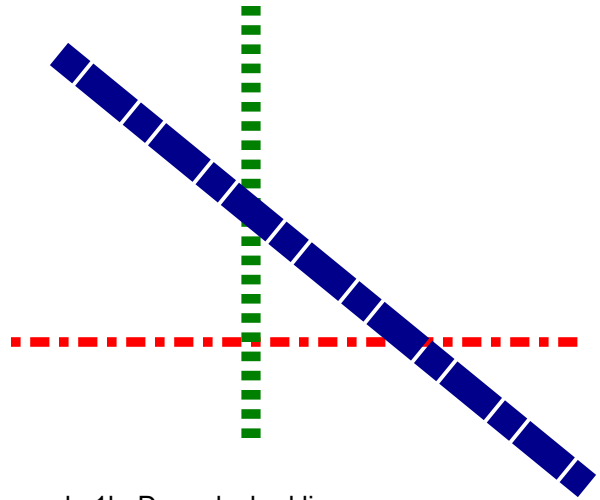
[Page 6 Barcode QR Code and Web Link](#)

[Page 7 Media, Sound and attached files](#)


[Page 8 Transparency, Blend and WPF graphics](#)




Example 1a: Draw solid lines




Example 1b: Draw dashed lines




Example 1c: Rectangles: stroke, fill, fill+stroke



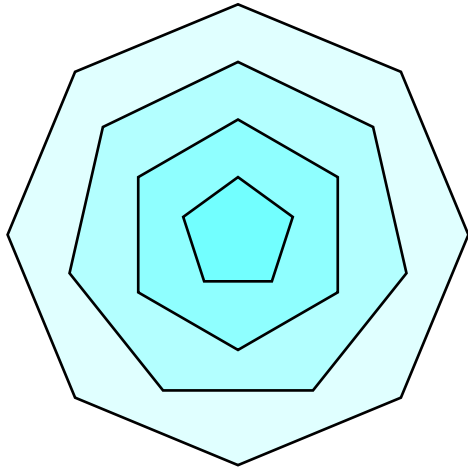
Example 1d: Draw Rounded Rectangle (fill+stroke)




Example 1e: Ellipse, two circles, line and Bezier




Example 1f: polygon




Example 2a: Regular polygons.
From 8 sides to 5 sides



Example 2b: Star shape polygons.
From 8 sides to 5 sides



Example 2c: 18 spokes with heart
double Bezier path and a star



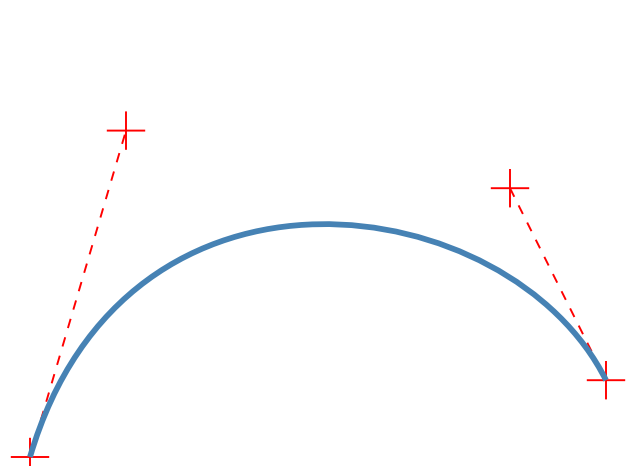
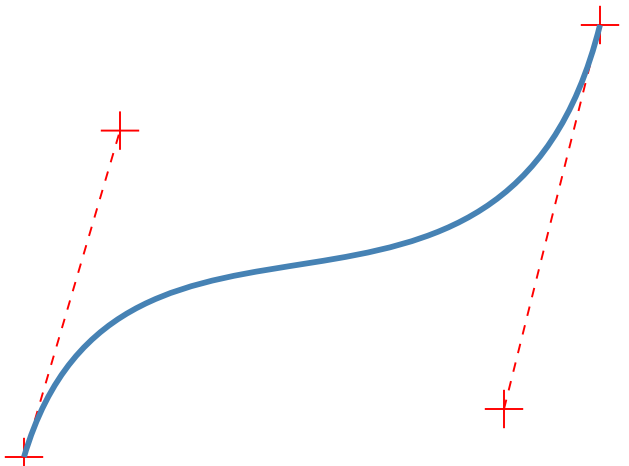
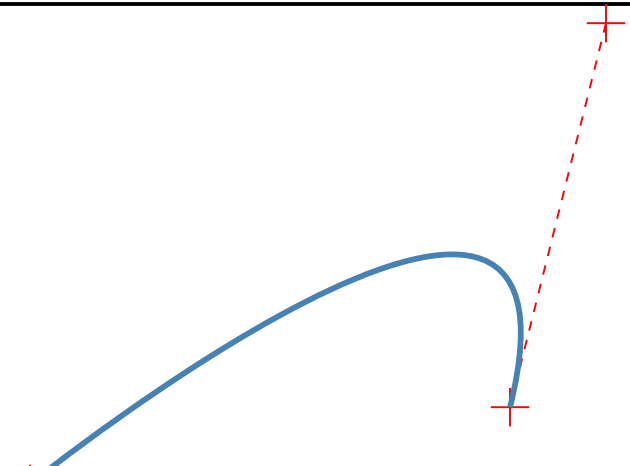
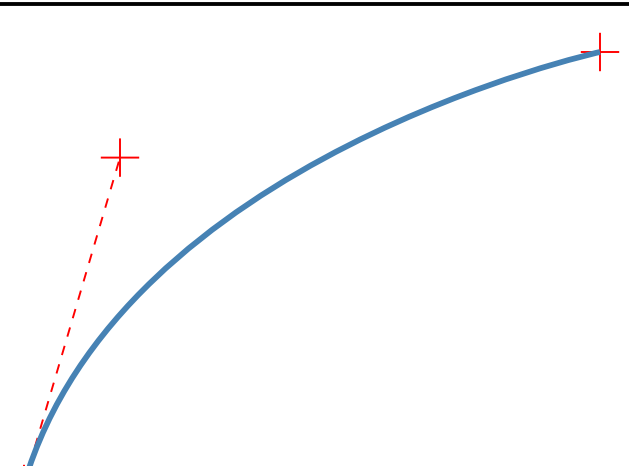








Example 2d: Heart shape made of two
Symmetric Bezier curves



Example 2e: JPEG image file




Example 2f: The same image but cropped

 <p>Example 3a: Cubic Bezier with both control points on the same side of the curve</p>	 <p>Example 3b: Cubic Bezier with control points on the two sides of the curve</p>
 <p>Example 3c: Cubic Bezier with end point P0 equals control point P1</p>	 <p>Example 3d: Cubic Bezier with control point P2 equals end point P3</p>
<div>Line cap: butt</div> <div>Line cap: square</div> <div>Line cap: round</div> <div>Line join: miter</div> <div>Line join: bevel</div> <div>Line join: round</div> <div>Example 3e: Line cap and line join</div>	<div>Miter limit 5.8</div> <div>Miter limit 5.7</div> <div>Example 3f: Miter limit for 20°. If miter limit is less than 5.759 it is bevel join, otherwise it is miter join.</div>



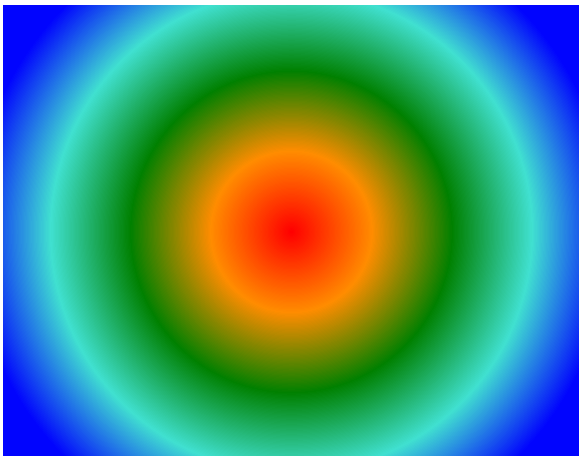
Example 4a: Horizontal Axial shading




Example 4b: Vertical Axial shading clipped by two symmetric Bezier curves.




Example 4c: Diagonal Axial shading
Shading axis is from top-left to bottom-right



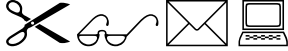
Example 4d: Radial shading. One large circle and a second concentric circle with zero radius.











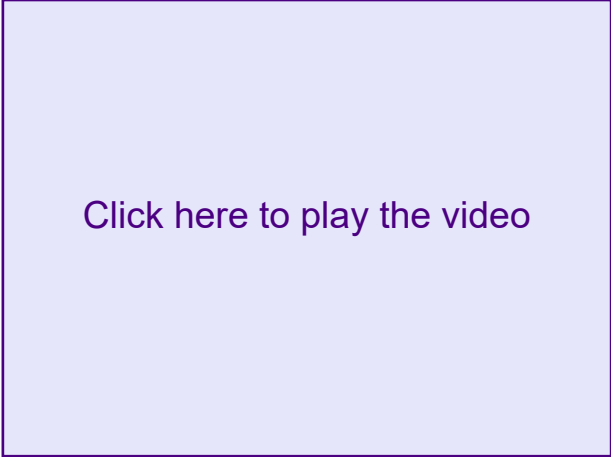
Example 4e: Brick pattern

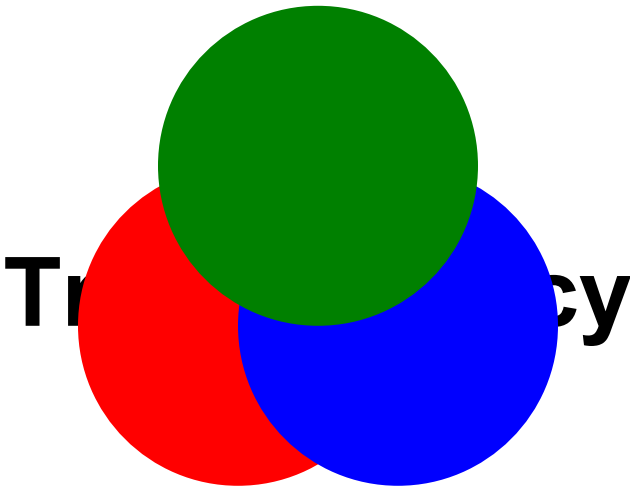
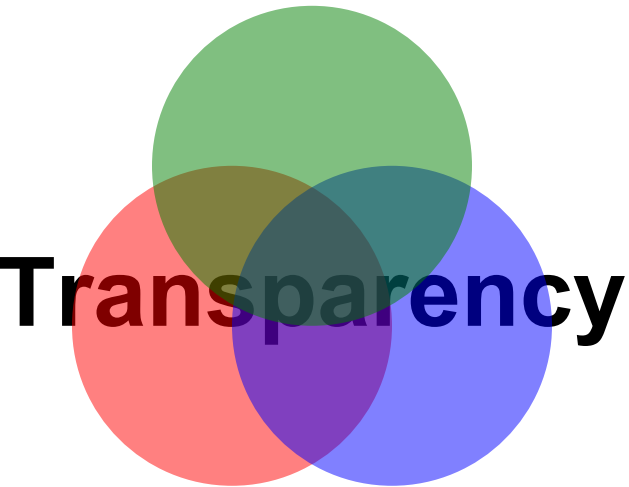
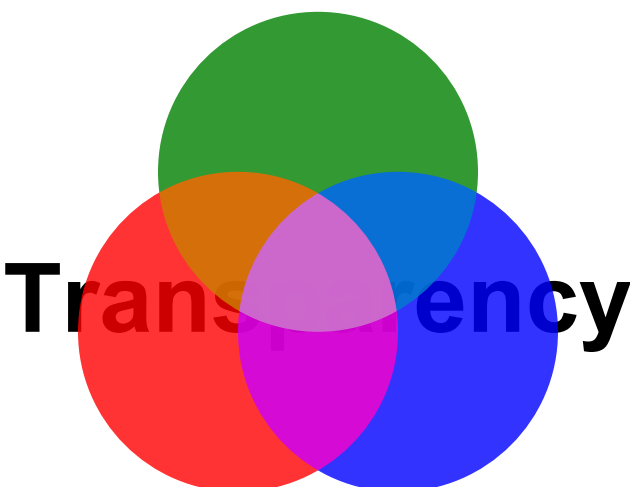
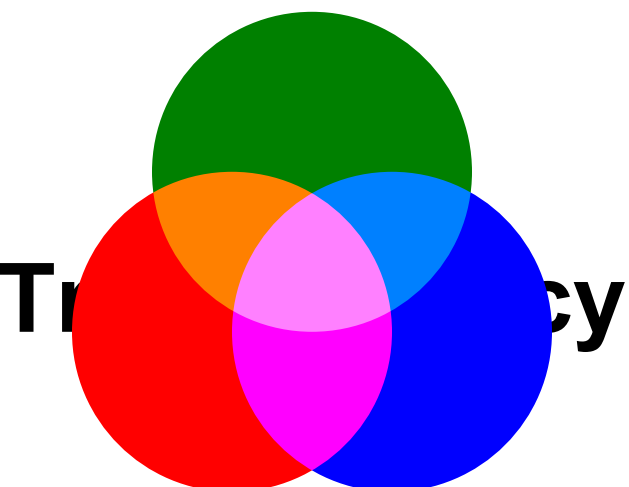

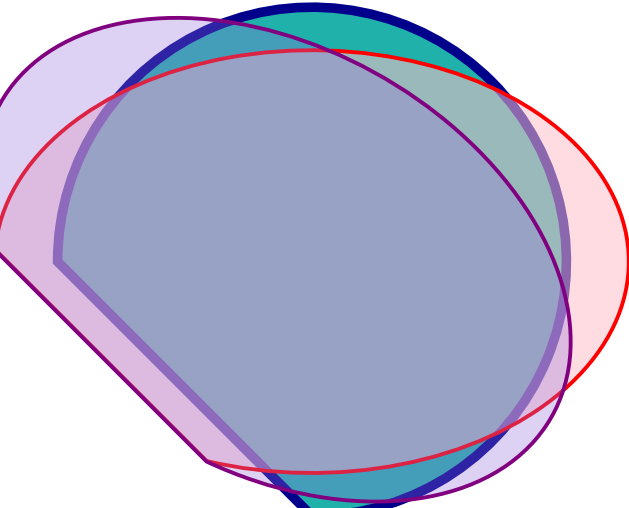


Example 4f: Weave pattern

<p>Arial normal ABCD abcd 1234 Arial bold ABCD abcd 1234 <i>Arial italic ABCD abcd 1234</i> <i>Arial bold-italic ABCD abcd 1234</i></p> <p>Times New Roman normal ABCD abcd 1234 Times New Roman bold ABCD abcd 1234 <i>Times New Roman italic ABCD abcd 1234</i> <i>Times New Roman bold-italic ABCD abcd 1234</i></p> <p>Lucida Consol normal ABCD abcd 1234</p> <p>Example 5a: Draw text using Arial, Times New Roman and Lucida Consol fonts.</p>	<p><u>Underline text example</u> Strikeout text example <u>Underline and strikeout combination</u></p> <p>Subscript example: H₂O Superscript example: A²+B²=C² Euro over Cent: €</p> <p>Comic Sans MS</p> <p>Wingdings </p> <p>Non-Latin: עברית ΑΒΓΔΕ αβγδεζ</p> <p>Example 5b: DrawStyle examples</p>
<p>Stroke Only</p> <p>Fill & Stroke</p> <p>Clip&Shading</p> <p>Example 5c: Draw text with special effects</p>	<p>ATAWLTPAV</p> <p>ATAWLTPAV</p> <p>Example 5d: Draw text with and without kerning</p>
<p>This area is an example of displaying text that is too long to fit within a fixed width area. The text is displayed justified to right edge. You define a text box with the required width and first line indent. You add text to this box. The box will divide the text into lines. Each line is made of segments of text. For each segment, you define font, font size, drawing style and color. After loading all the text, the program will draw the formatted text.</p> <p>Example 5e: TextBox class example</p>	<p>Draw text normal Test word and char spacing</p> <p>Draw text with character spacing 0.02" Test word and char spacing</p> <p>Draw text with word spacing 0.1" Test word and char spacing</p> <p>Draw text with word and charater spacing Test word and char spacing</p> <p>Example 5f: Word and character extra spacing</p>

<div><p>PDF File Writer</p><p>1234567890123456789012345678</p><p>All digits code. Note the high density.</p><p>Example 6a: Barcode 128. Narrow bar width is 0.012" To read the barcode either print the page or magnify the screen view.</p></div>	<div><p>123456789012</p><p>123456789012</p><p>123456789012</p><p>Example 6b: Barcode 39. Narrow bar width 0.012" Left, center and right justified</p></div>
<div><p>9 876543 210980</p><p>EAN-13</p><p>1 23456 78901 0</p><p>UPC-A</p><p>Example 6c: Barcode EAN-13 and UPC-A UPC-A is a special case of EAN-13. It is 12 digits or 13 digits with leading zero</p></div>	<div><p>Example 6d: QR Code and Web Link</p></div>
<div><p>Articles by Uzi Granot</p><p>Section Files and Folders, Subsection File Formats: PDF File Writer C# Class Library (Version 1.8)</p><p>Section Files and Folders, Subsection File Formats: PDF File Analyzer With C# Parsing Classes (Version 1.2)</p><p>Section Files and Folders, Subsection Compression: Processing Standard Zip Files with C# compression/decompression classes</p><p>Example 6e: TextBox Web Link example</p></div>	<div><p>V E R T I C A L</p><p>T E X T</p><p>Example 6f: Vertical Text</p></div>

 <p>Click here to play the video</p> <p>Example 7a: Play video within the document</p>	<p>Click this text to play video in floating window</p> <p>Example 7b: Play video in a floating window</p>
<p>Click this text to play Ringing sound</p> <p>Example 7c: Play ringing sound</p>	<p>Right click on the paper clip to open or save the attached file</p> <p><u>File attachment (right click)</u></p> <p>Example 7d: File attachment</p>
<p>Right click to open or save the attached file,</p> <p>Example 7e: File attachment without icon</p>	<p>Floating video: Omega commercial</p> <p>Sound file: Ring Tone:</p> <p>Activate web link: Processing Standard Zip Files with C# compression/decompression classes</p> <p>Link action: Page 2:</p> <p>Link action: Page 8:</p> <p>View attached file: Book List:</p> <p>Example 6e: TextBox annotation actions examples</p>

 <p>Example 8a: Draw Alpha 1.0 full opaque</p>	 <p>Example 8b: Draw Alpha 0.5 transparent</p>
 <p>Example 8c: Blend mode is Difference</p>	 <p>Example 8d: Blend mode is screen</p>
 <p>Example 8e: Draw WPF graphics</p>	 <p>Example 8f: Elliptical arc</p>